



Richmond Hill Primary Academy Voluntary Academy

Principal Mrs D Secker
Melton Road
Sprotbrough
Doncaster DN5 7SB

Phone: 01302 782421
Fax: 01302 789609

E-mail: pa@richmond.doncaster.sch.uk

22nd March 2021

Dear Parents/Carers

LEARNING/HOME LEARNING

Thank you for your engagement in our remote learning offer over the lockdown period. It was great to see that the children were able to start to upload their learning/home learning to our new 'Pupil Login' part of the site.

This way of sharing your child's home learning will continue for the foreseeable future and you as a parent will therefore be able to see your child's feedback from their class teacher.

The children who were accessing a critical worker place in school during lockdown will not have had the opportunity to see and use this new function, therefore class teachers will be sending your child's individual username and login details to you by email in order for home learning to be uploaded. Teachers will be showing the children how to do this throughout the coming weeks, ensuring that they are familiar with how to upload their work.

Once you have received your child's login details, please follow the steps below in order to upload your child's work.

1. Click on the 'Pupil Login' tab at the very top, left hand of the school's website page www.richmond.doncaster.sch.uk as shown below.



2. Insert your child's personal login details – Username and Password and click on the blue Login button.

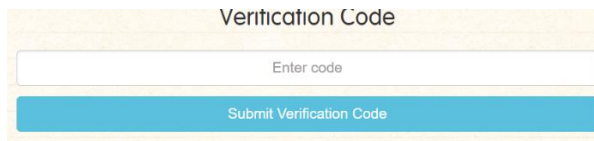
Pupil Login

Student Login

Username

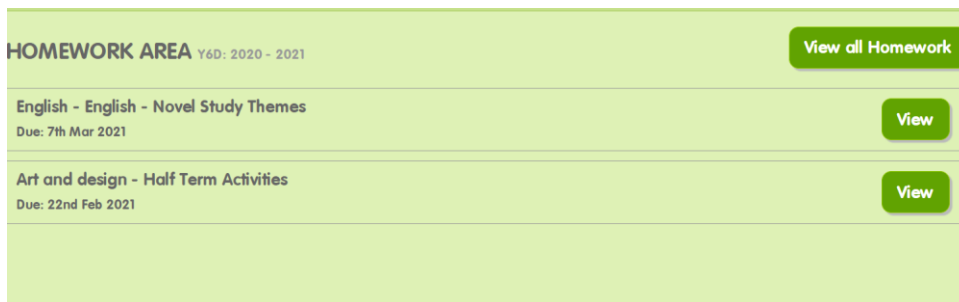
Login

3. Enter the Verification Code (sent to you by your child's class teacher)



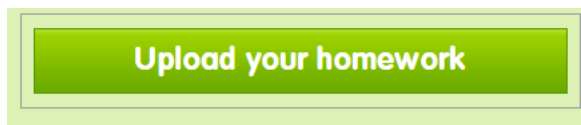
A screenshot of a 'Verification Code' input form. It features a white text box with the placeholder text 'Enter code' and a blue button below it labeled 'Submit Verification Code'.

4. You will then be taken to your child's personal Virtual Learning Environment (VLE).



A screenshot of a 'HOMEWORK AREA' for Year 6D (2020-2021). The page has a light green background. At the top right is a button labeled 'View all Homework'. Below this, there are two homework entries, each with a 'View' button on the right. The first entry is 'English - English - Novel Study Themes' with a due date of '7th Mar 2021'. The second entry is 'Art and design - Half Term Activities' with a due date of '22nd Feb 2021'.

5. To access the home learning, click the green 'View' button.
6. To upload your child's work, click on the green 'Upload your work' in the far right hand corner. Ensure you have taken a picture of your child's work, search/browse for the file and double click to upload.



7. You will be able to see posts from your child's peers. This is to encourage peer to peer support with home learning. The system has several filters that will not allow any derogatory language to be posted, these posts will be sent automatically to the teacher for them to approve or not. Equally pupils can click on the red 'Report to teacher' button if they are not happy with any comments.

Thank you for your continued support.

Yours sincerely

Kelly Cousins
Head of School